


Crestline Village Water District  
 Water Production Data File  
 Input Screen


2017


	Wells	Purchased	Total
Jan	778,620	1,388,503	2,167,123
Feb	898,292	950,936	1,849,228
Mar			0
Apr			0
May			0
Jun			0
Jul			0
Aug			0
Sep			0
Oct			0
Nov			0
Dec			0
Totals	1,676,912	2,339,439	4,016,351





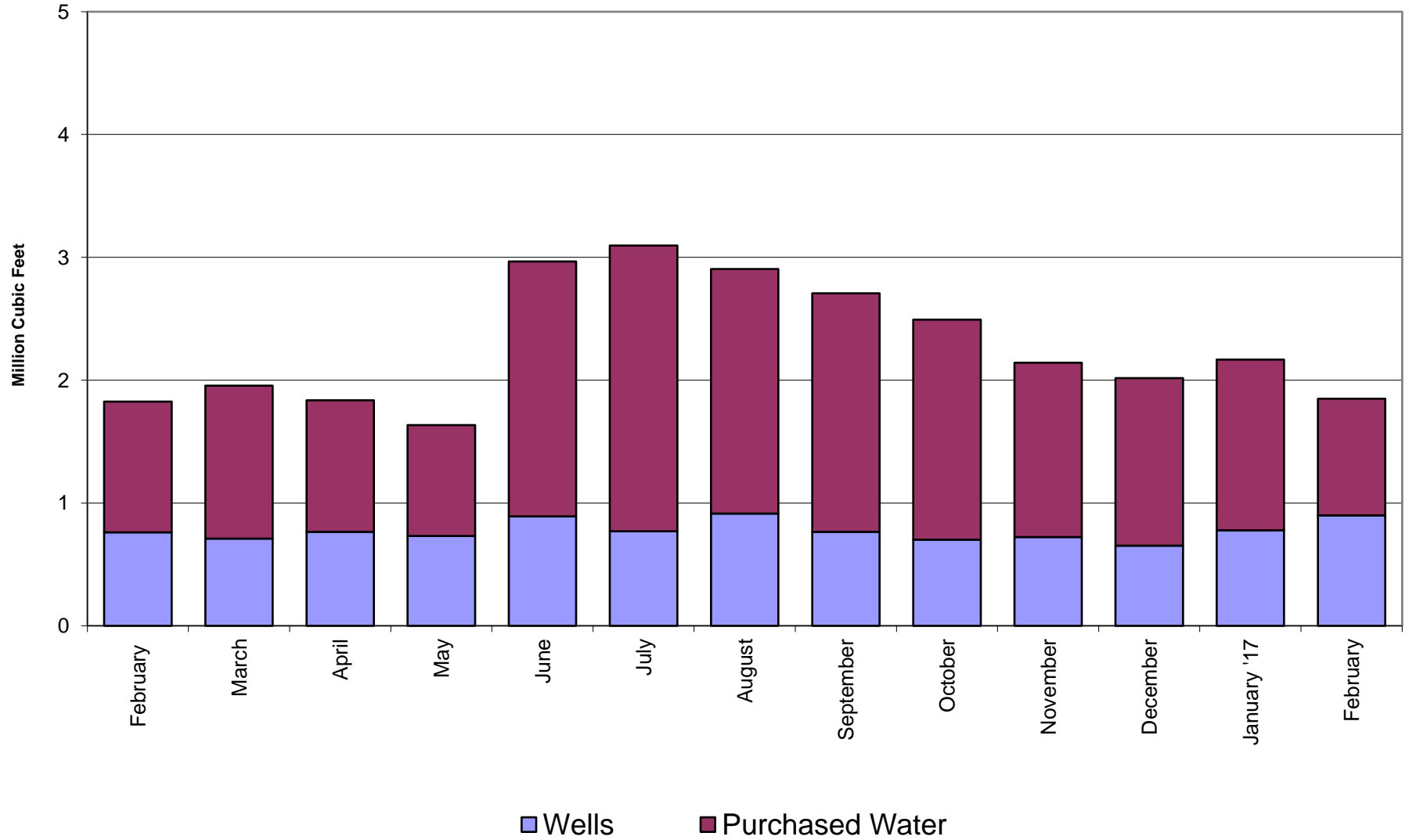




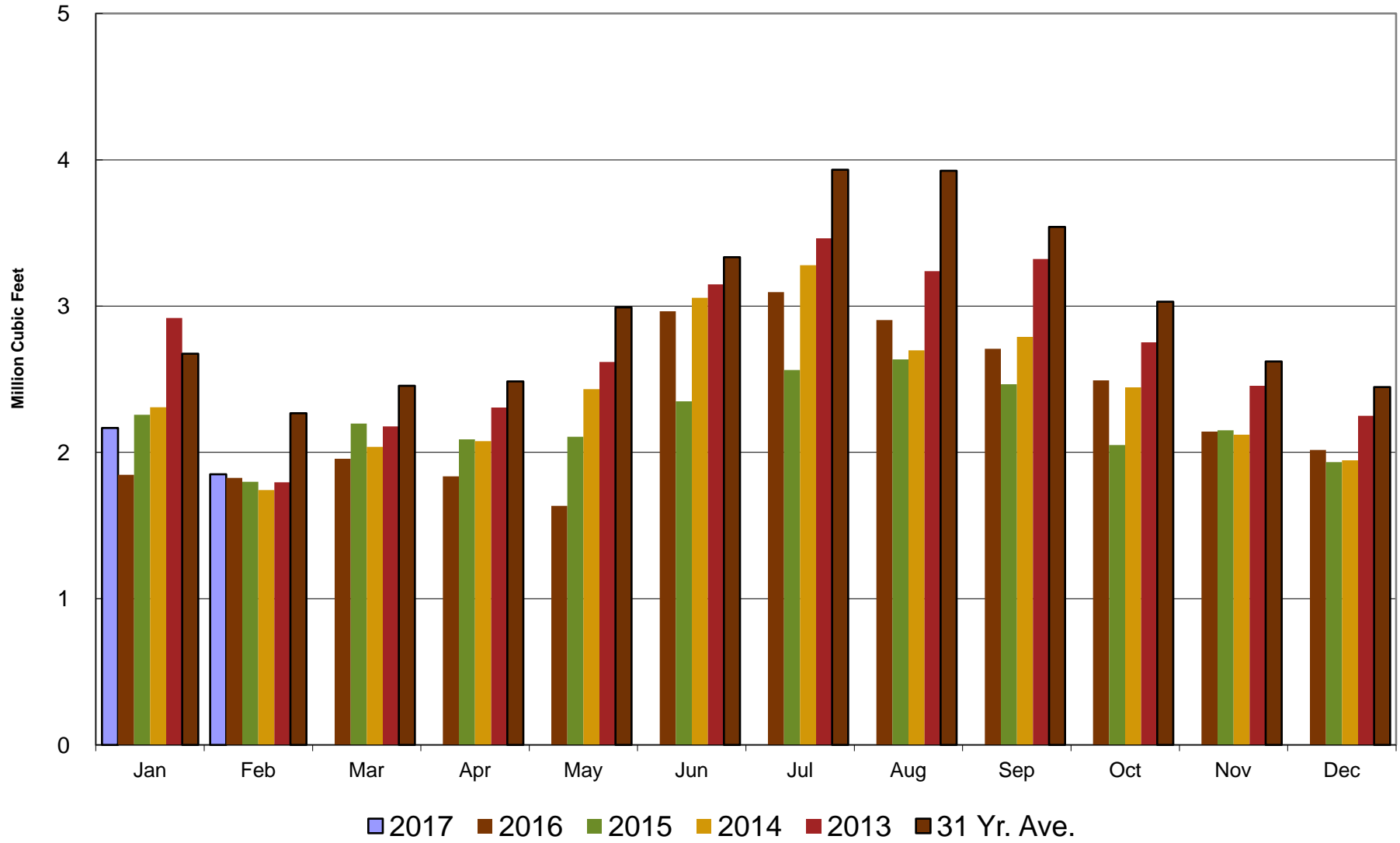


# Crestline Village Water District

## Water Sources - Last 13 Months



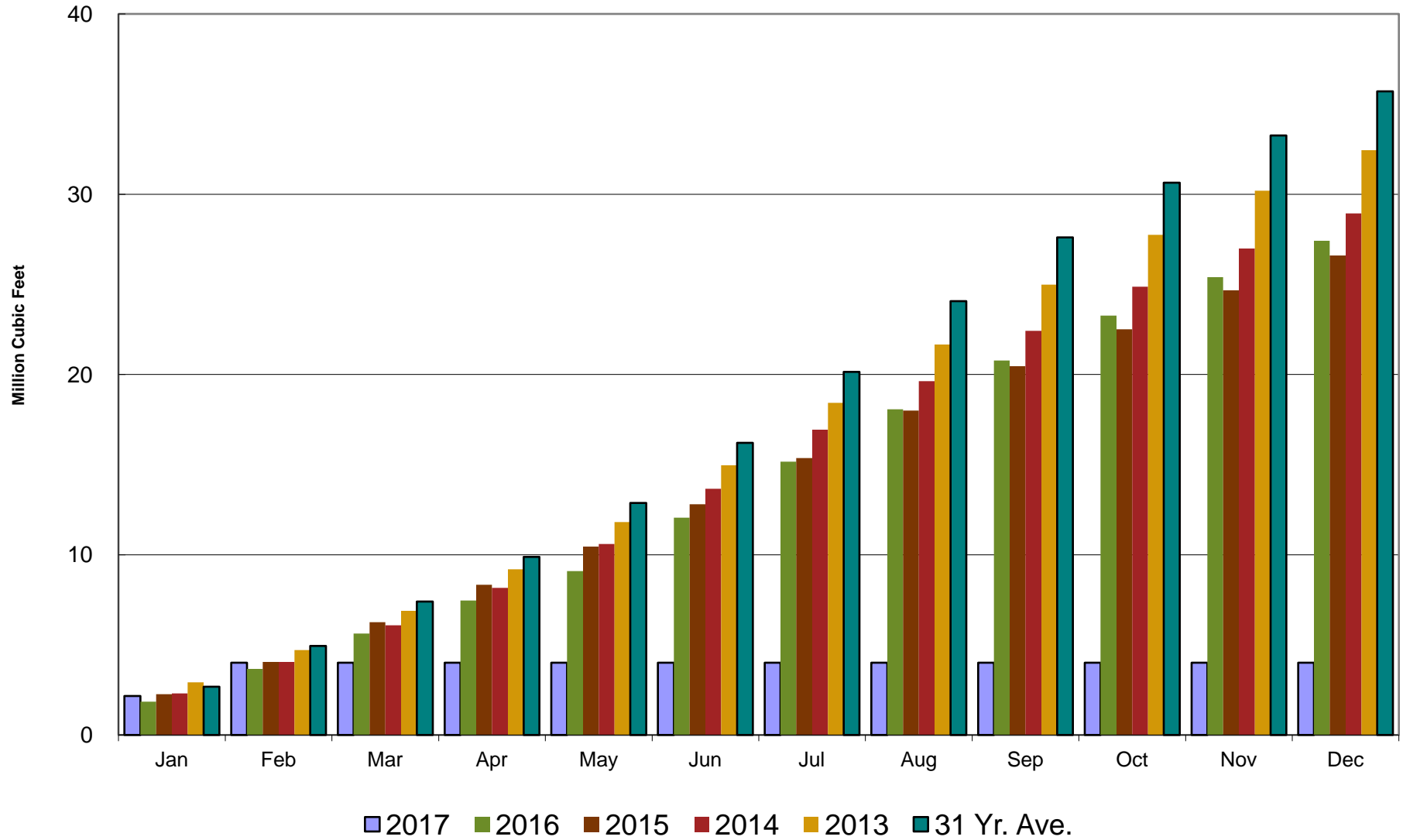
## Crestline Village Water District Total Production by Month





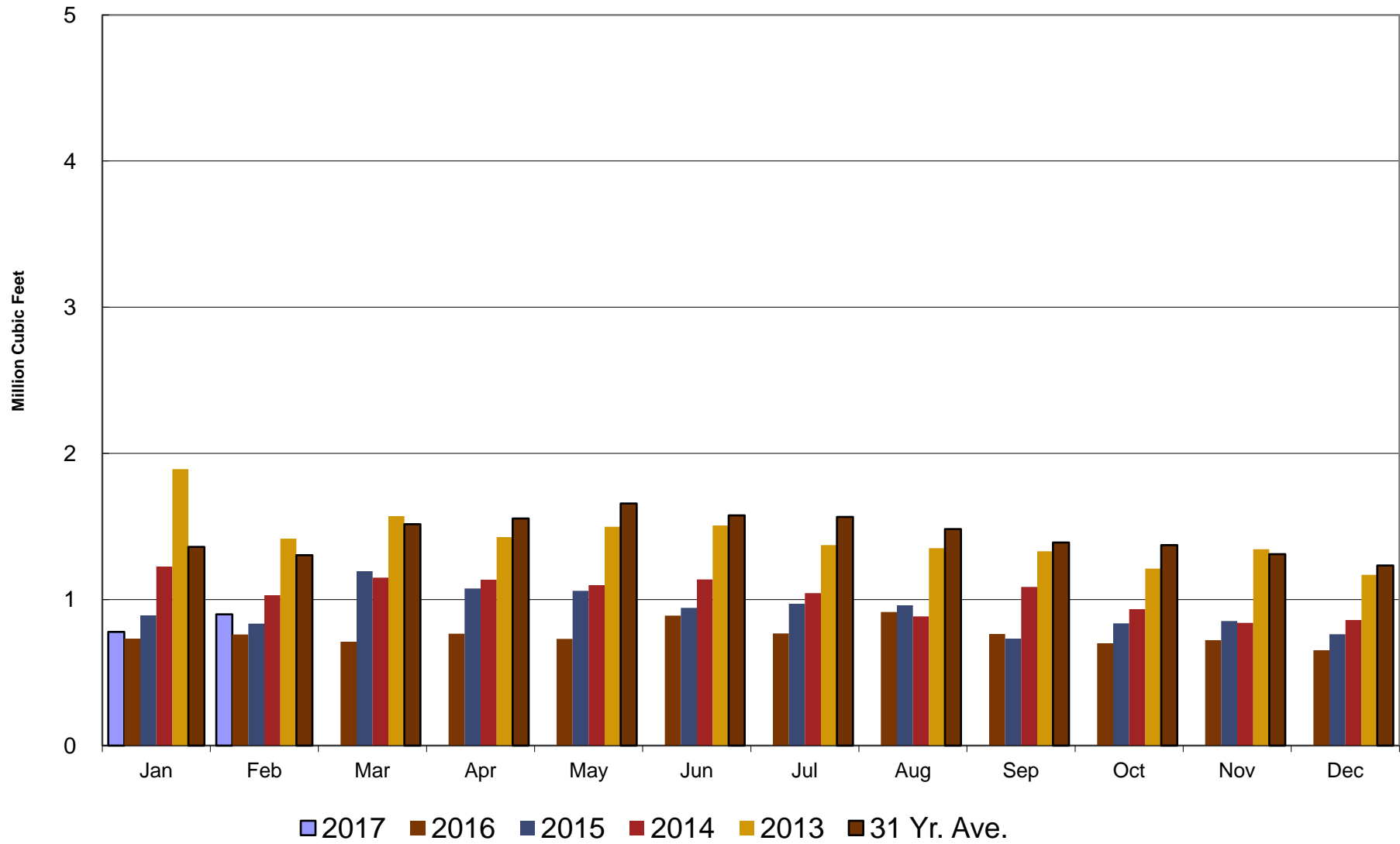
# Crestline Village Water District

## Total Production Cumulative



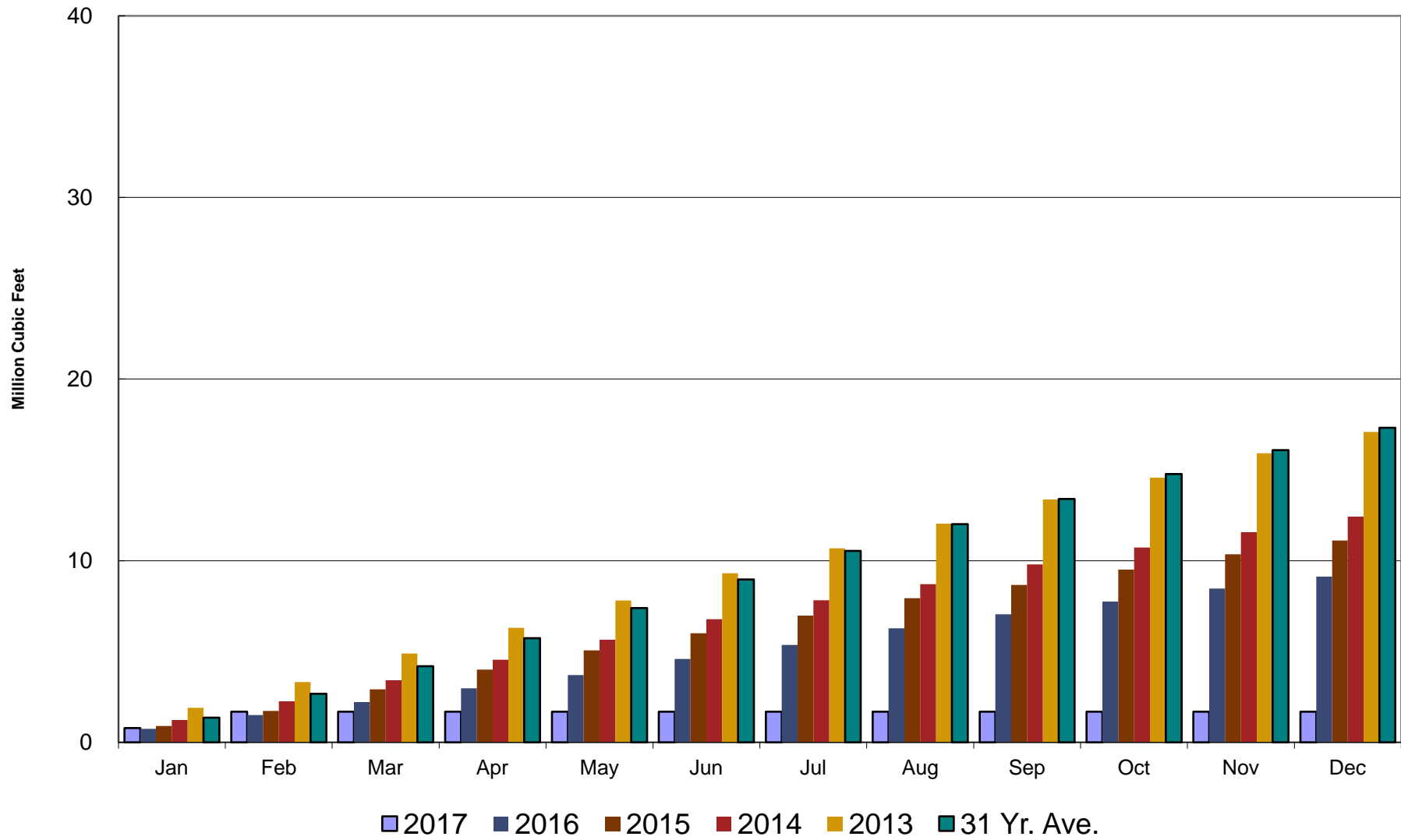
# Crestline Village Water District

## Well Production by Month



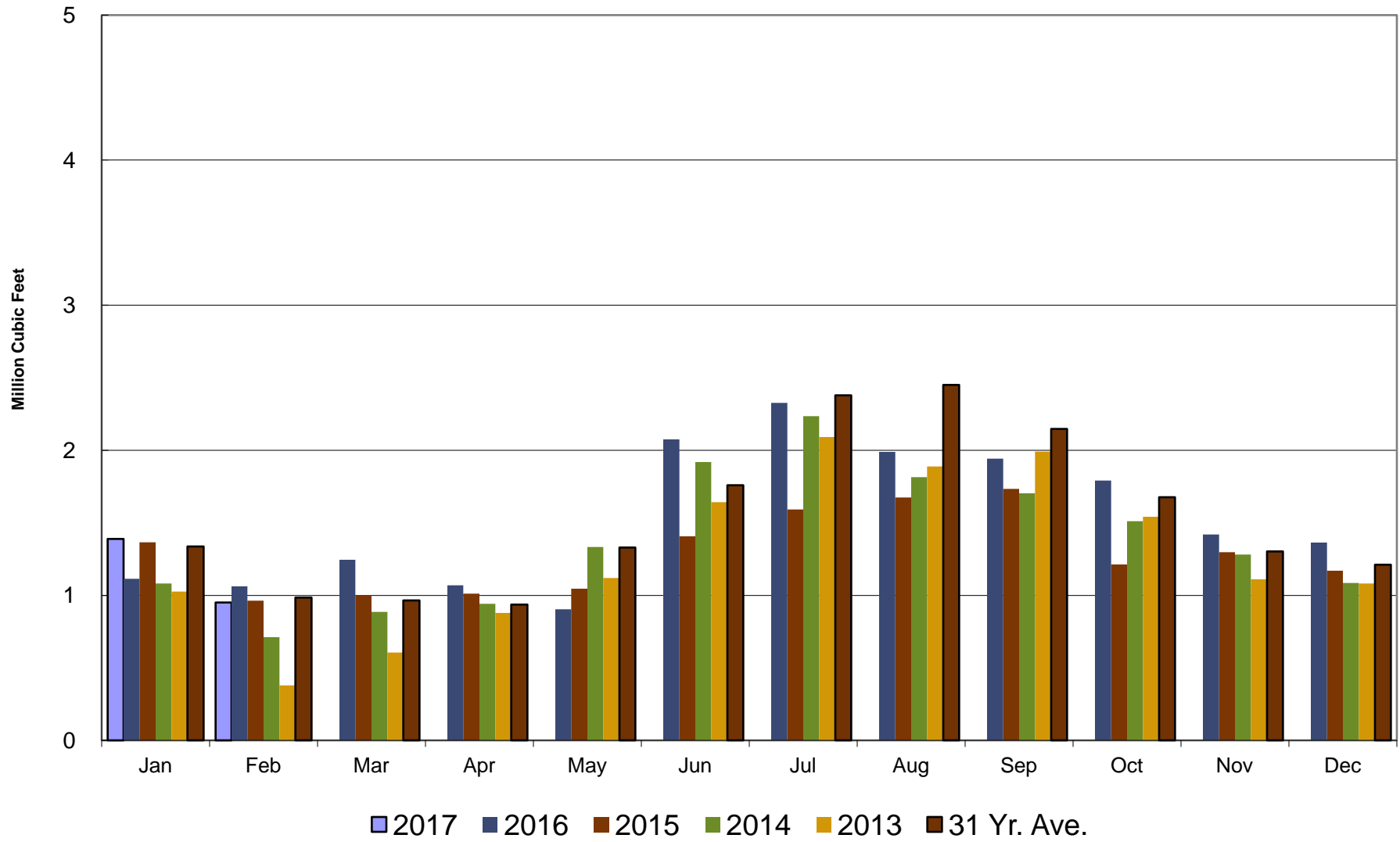
# Crestline Village Water District

## Well Production Cumulative



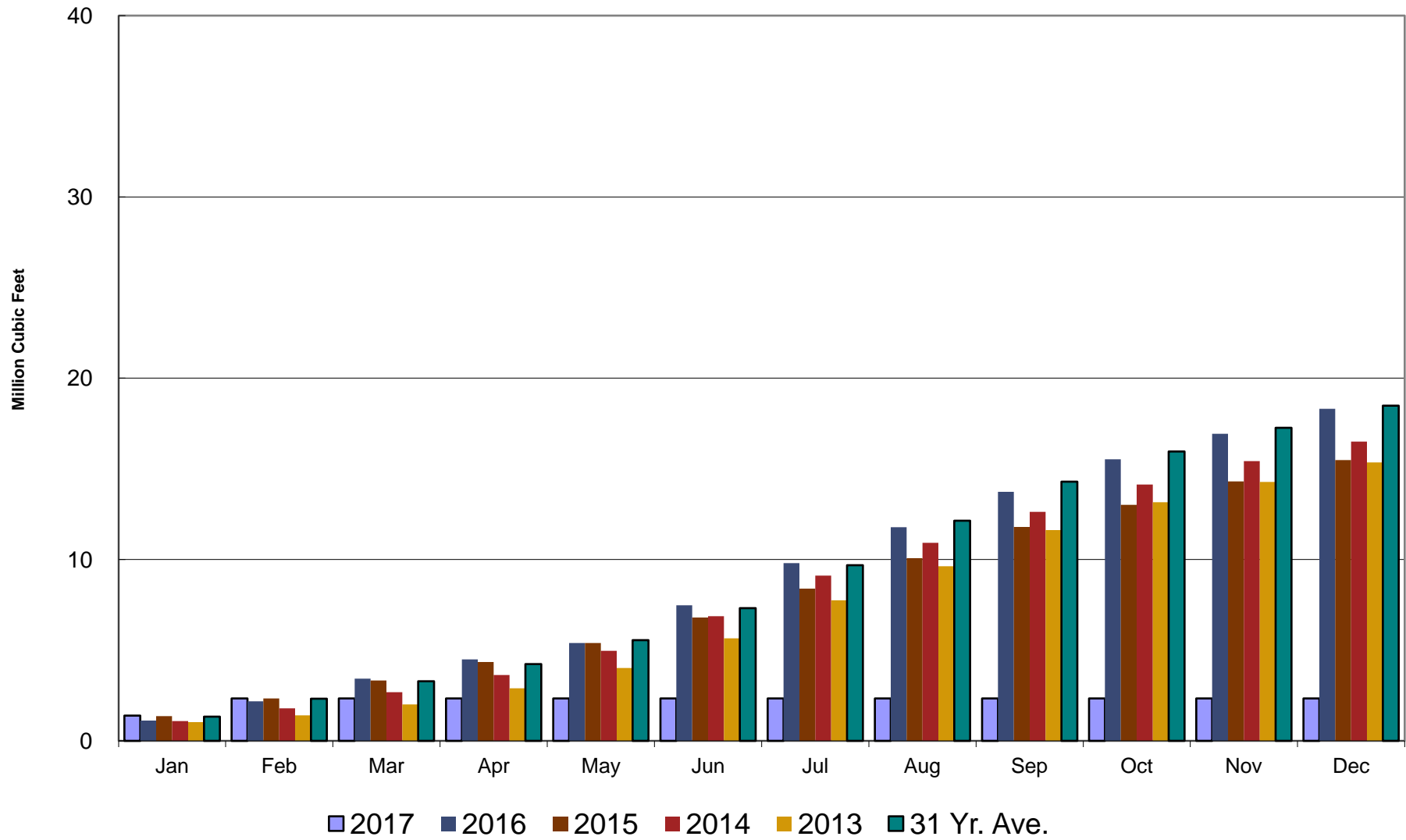
# Crestline Village Water District

## Purchased Water by Month



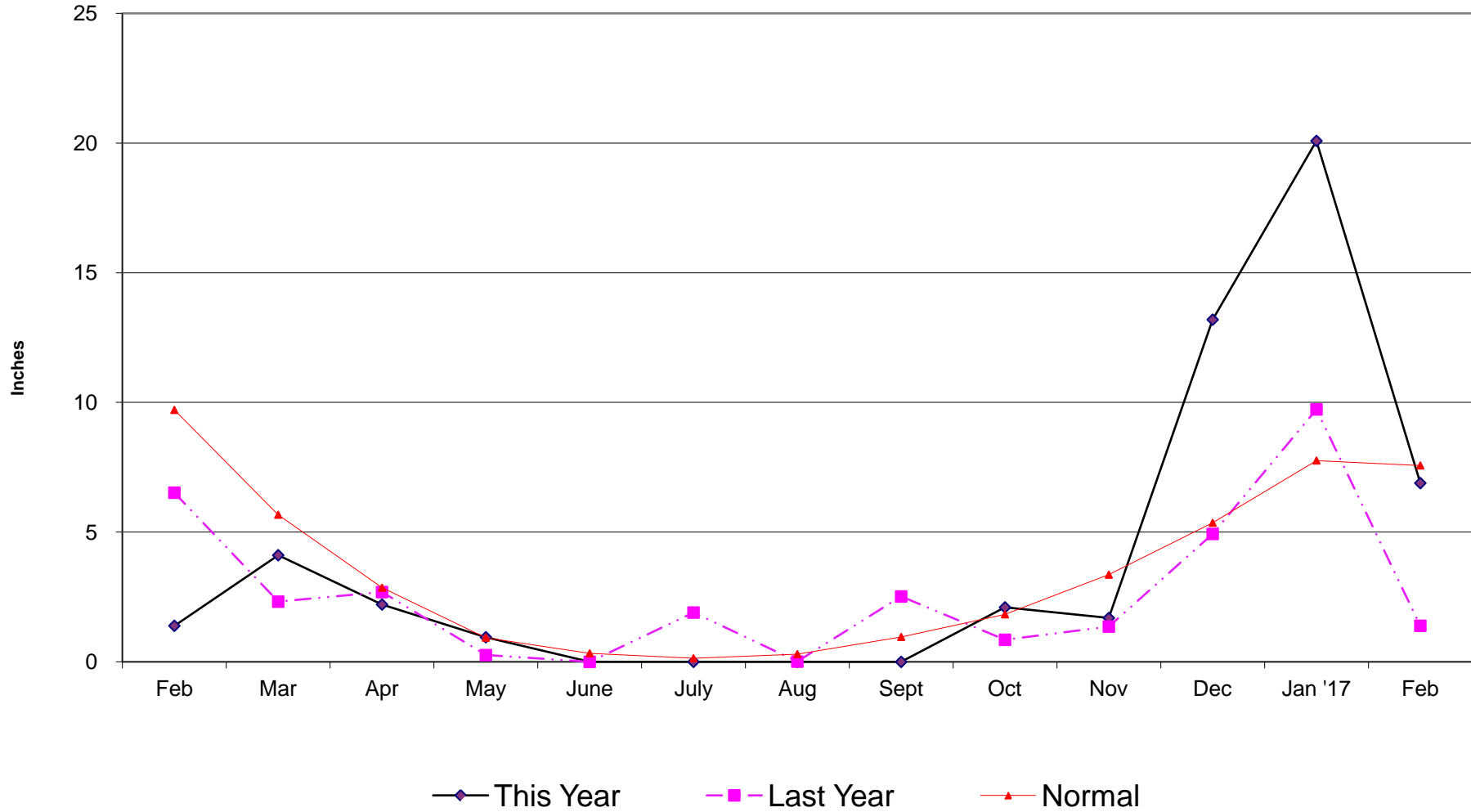
# Crestline Village Water District

## Purchased Water Cumulative



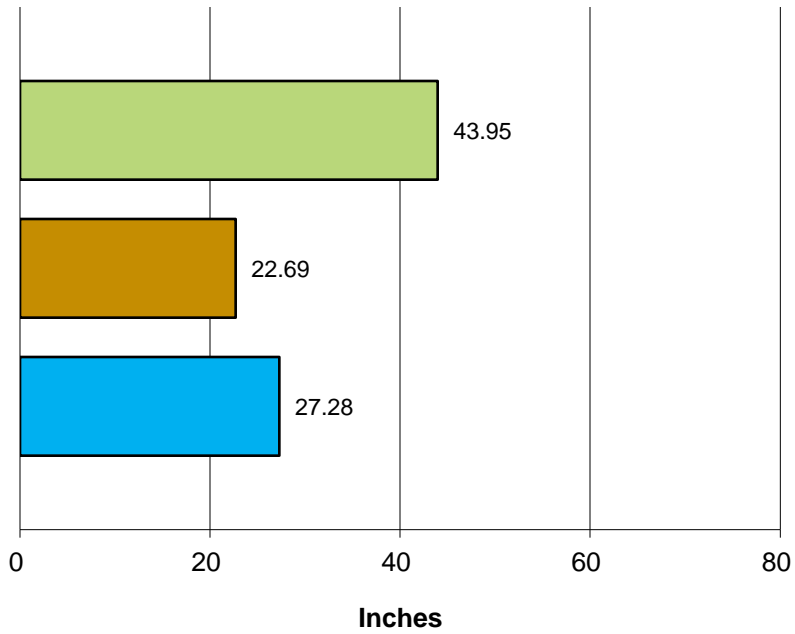
# Crestline Village Water District

## Rainfall - Last 13 Months



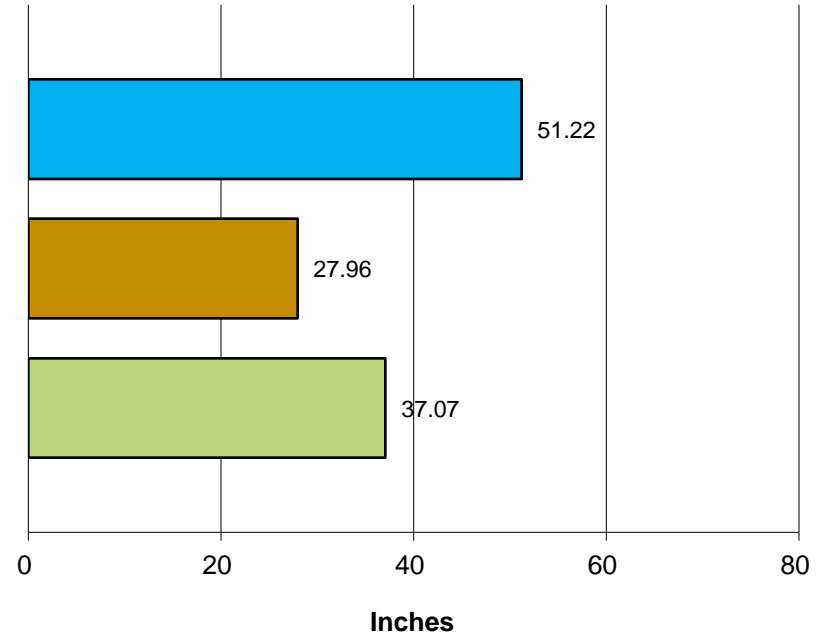
# Crestline Village Water District

**Total Rainfall  
July 1, 2016 to  
Beginning of Current Month**



■ This Year ■ Last Year ■ Normal

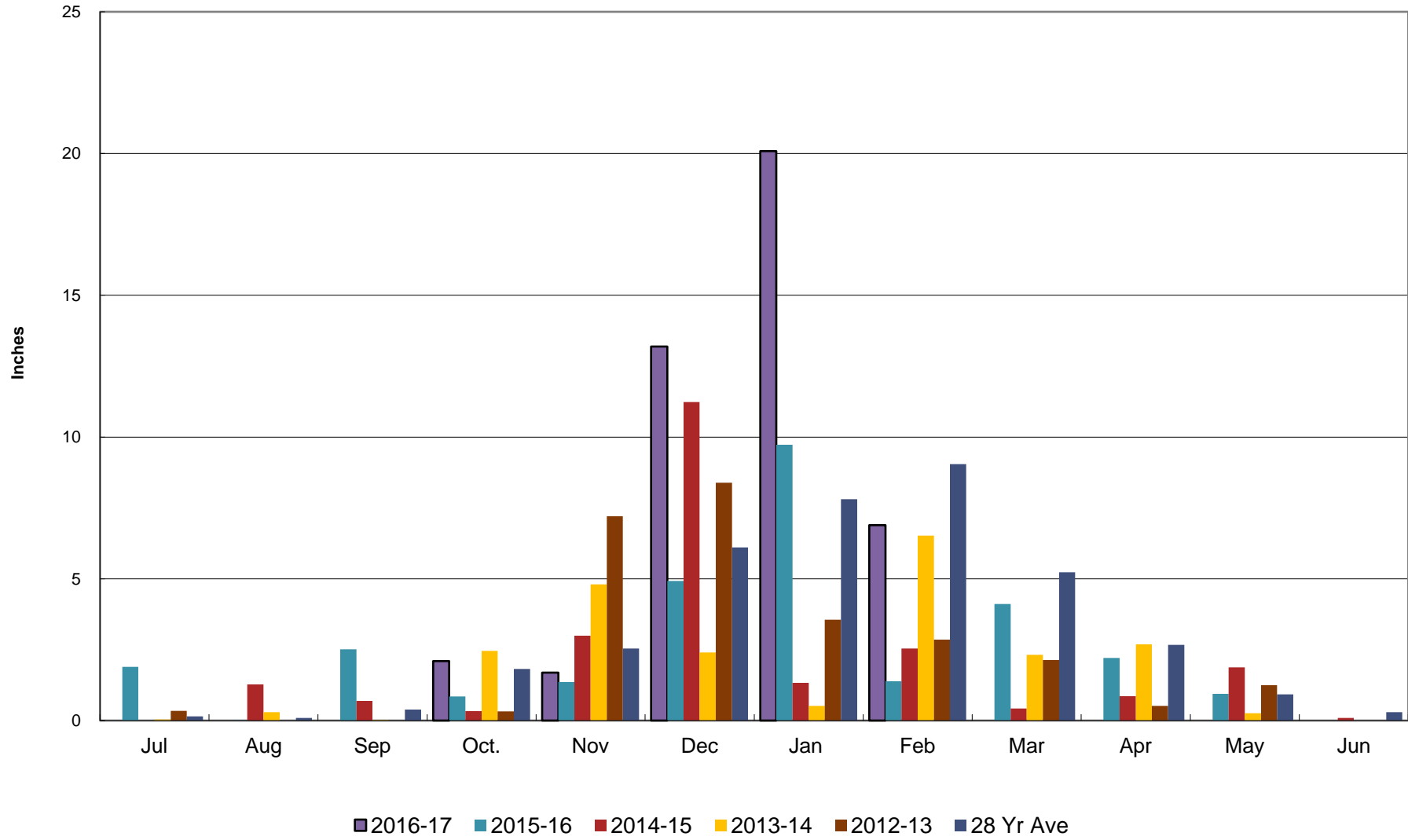
**Total Rainfall  
Last 12 Months**



■ This Year ■ Last Year ■ Normal

# Crestline Village Water District

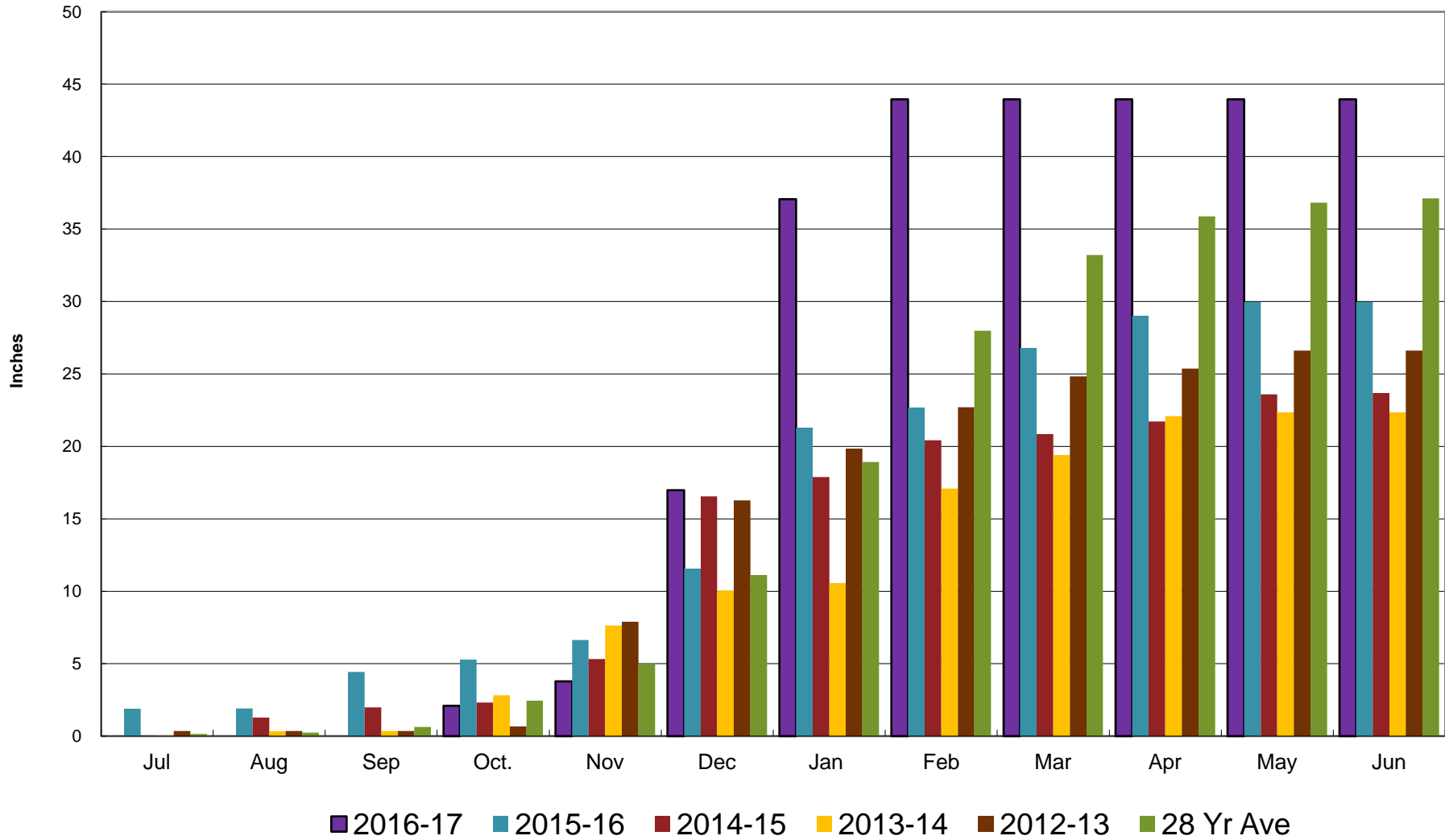
## Rainfall by Month





# Crestline Village Water District

## Rainfall Cumulative



Crestline Village Water District  
 Well Production Data File  
 By Year and Month

	2017	2016	2015	2014	2013	2012	2011
Jan	778,620	732,462	891,181	1,226,426	1,892,667	1,678,701	1,909,48
Feb	898,292	761,607	834,933	1,029,924	1,416,423	1,625,253	1,683,40
Mar	0	710,788	1,193,310	1,150,473	1,570,947	1,716,588	1,711,78
Apr	0	766,045	1,076,113	1,135,412	1,427,183	1,923,512	1,861,19
May	0	730,757	1,059,928	1,099,166	1,498,424	2,124,613	2,284,96
Jun	0	889,923	943,051	1,136,842	1,506,235	1,977,032	2,284,09
Jul	0	768,682	970,810	1,044,343	1,372,567	1,994,159	2,163,20
Aug	0	915,107	961,233	883,820	1,350,287	1,828,830	1,962,31
Sep	0	765,105	732,548	1,086,538	1,330,182	1,735,776	1,871,09
Oct	0	700,645	837,185	934,638	1,210,928	1,590,606	2,232,63
Nov	0	722,247	852,555	839,687	1,344,261	1,501,560	1,967,25
Dec	0	653,020	762,290	859,313	1,168,307	1,296,100	1,706,87
Totals	1,676,912	9,116,388	11,115,137	12,426,582	17,088,411	20,992,730	23,638,28

Cummulative	2017	2016	2015	2014	2013	2012	2011
Jan	778,620	732,462	891,181	1,226,426	1,892,667	1,678,701	1,909,48
Feb	1,676,912	1,494,069	1,726,114	2,256,350	3,309,090	3,303,954	3,592,88
Mar	1,676,912	2,204,857	2,919,424	3,406,823	4,880,037	5,020,542	5,304,66
Apr	1,676,912	2,970,902	3,995,537	4,542,235	6,307,220	6,944,054	7,165,85
May	1,676,912	3,701,659	5,055,465	5,641,401	7,805,644	9,068,667	9,450,82
Jun	1,676,912	4,591,582	5,998,516	6,778,243	9,311,879	11,045,699	11,734,91
Jul	1,676,912	5,360,264	6,969,326	7,822,586	10,684,446	13,039,858	13,898,11
Aug	1,676,912	6,275,371	7,930,559	8,706,406	12,034,733	14,868,688	15,860,42
Sep	1,676,912	7,040,476	8,663,107	9,792,944	13,364,915	16,604,464	17,731,52
Oct	1,676,912	7,741,121	9,500,292	10,727,582	14,575,843	18,195,070	19,964,16
Nov	1,676,912	8,463,368	10,352,847	11,567,269	15,920,104	19,696,630	21,931,41
Dec	1,676,912	9,116,388	11,115,137	12,426,582	17,088,411	20,992,730	23,638,28



Crestline Village Water District  
 Well Production Data File  
 By Year and Month

	2017	2016	2015	2014	2013	2012	2011
Jan	778,620	732,462	891,181	1,226,426	1,892,667	1,678,701	1,909,48
Feb	898,292	761,607	834,933	1,029,924	1,416,423	1,625,253	1,683,40
Mar	0	710,788	1,193,310	1,150,473	1,570,947	1,716,588	1,711,78
Apr	0	766,045	1,076,113	1,135,412	1,427,183	1,923,512	1,861,19
May	0	730,757	1,059,928	1,099,166	1,498,424	2,124,613	2,284,96
Jun	0	889,923	943,051	1,136,842	1,506,235	1,977,032	2,284,09
Jul	0	768,682	970,810	1,044,343	1,372,567	1,994,159	2,163,20
Aug	0	915,107	961,233	883,820	1,350,287	1,828,830	1,962,31
Sep	0	765,105	732,548	1,086,538	1,330,182	1,735,776	1,871,09
Oct	0	700,645	837,185	934,638	1,210,928	1,590,606	2,232,63
Nov	0	722,247	852,555	839,687	1,344,261	1,501,560	1,967,25
Dec	0	653,020	762,290	859,313	1,168,307	1,296,100	1,706,87
Totals	1,676,912	9,116,388	11,115,137	12,426,582	17,088,411	20,992,730	23,638,28

Cummulative	2017	2016	2015	2014	2013	2012	2011
Jan	778,620	732,462	891,181	1,226,426	1,892,667	1,678,701	1,909,48
Feb	1,676,912	1,494,069	1,726,114	2,256,350	3,309,090	3,303,954	3,592,88
Mar	1,676,912	2,204,857	2,919,424	3,406,823	4,880,037	5,020,542	5,304,66
Apr	1,676,912	2,970,902	3,995,537	4,542,235	6,307,220	6,944,054	7,165,85
May	1,676,912	3,701,659	5,055,465	5,641,401	7,805,644	9,068,667	9,450,82
Jun	1,676,912	4,591,582	5,998,516	6,778,243	9,311,879	11,045,699	11,734,91
Jul	1,676,912	5,360,264	6,969,326	7,822,586	10,684,446	13,039,858	13,898,11
Aug	1,676,912	6,275,371	7,930,559	8,706,406	12,034,733	14,868,688	15,860,42
Sep	1,676,912	7,040,476	8,663,107	9,792,944	13,364,915	16,604,464	17,731,52
Oct	1,676,912	7,741,121	9,500,292	10,727,582	14,575,843	18,195,070	19,964,16
Nov	1,676,912	8,463,368	10,352,847	11,567,269	15,920,104	19,696,630	21,931,41
Dec	1,676,912	9,116,388	11,115,137	12,426,582	17,088,411	20,992,730	23,638,28



Average	Years
1,337,535	31
984,472	31
965,084	30
936,162	30
1,329,651	30
1,758,533	30
2,378,450	30
2,450,840	30
2,146,256	30
1,675,677	30
1,302,492	30
1,210,909	30
18,476,061	

Average	
1,337,535	31
2,322,007	31
3,287,091	30
4,223,253	30
5,552,904	30
7,311,437	30
9,689,887	30
12,140,727	30
14,286,983	30
15,962,660	30
17,265,152	30
18,476,061	30



31 Yr. Ave.	Years
2,673,904	31
2,266,993	31
2,454,674	30
2,484,624	30
2,990,214	30
3,333,471	30
3,932,920	30
3,925,526	30
3,541,346	30
3,029,266	30
2,621,192	30
2,446,639	30
35,700,769	

31 Yr. Ave.	
2,673,904	31
4,940,897	31
7,395,571	30
9,880,195	30
12,870,409	30
16,203,880	30
20,136,800	30
24,062,326	30
27,603,672	30
30,632,938	30
33,254,130	30
35,700,769	30







